

May 2018

## Graduating Students Survey - Undergraduates

In May 2018, the Institutional Research office surveyed 336 graduating students. Of the 336 students we surveyed, we received 164 responses for a 48.8% response rate.

The workbook tabs contain the following information collected in the survey:

**Undergraduate Attitudes:** The survey contained seven statements the students ranked on a five-point scale.

**Primary Activity & Employment:** Students were asked to select their primary goal following graduation. Options included: working full or part-time, going to graduate school, volunteering, and joining the military. Students who selected full or part-time employment as their goal were asked to list the name of their employer and their starting annual base salary.

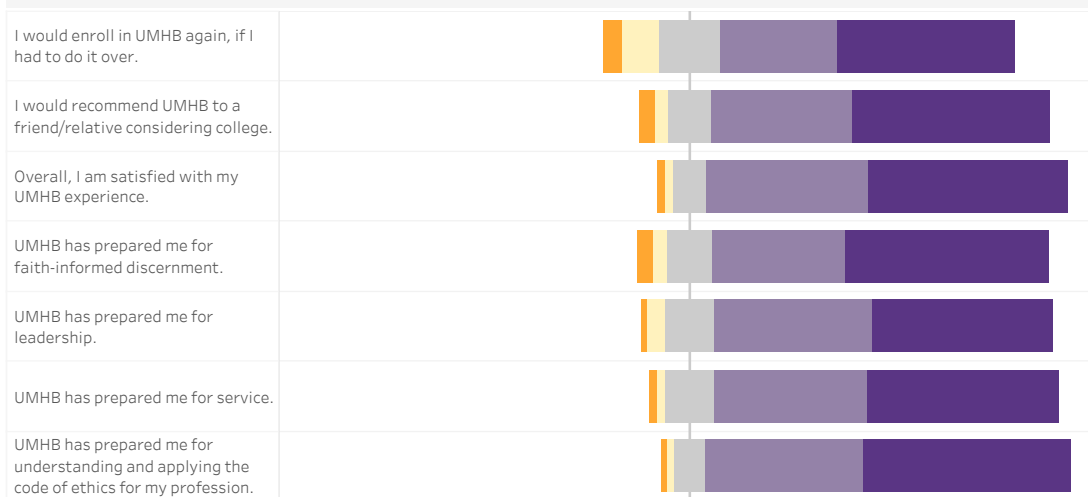
**Career Services:** Students were asked which of a list of available career services they made use of while at UMHB.

May 2018 Undergraduate Graduating Student Survey  
 336 students surveyed. 164 responded for a 48.8% response rate.

College  
 All

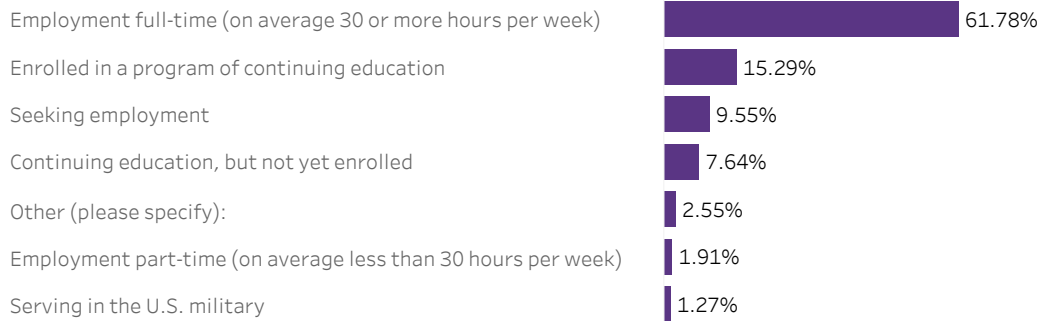
|   | Disagree & Strongly Disagree | Neutral | Agree & Strongly Agree |
|---|------------------------------|---------|------------------------|
| I would enroll in UMHB again, if I had to do it over.                                     | 13.21%                       | 15.09%  | 71.70%                 |
| I would recommend UMHB to a friend/relative considering college.                          | 6.88%                        | 10.63%  | 82.50%                 |
| Overall, I am satisfied with my UMHB experience.  | 3.75%                        | 8.13%   | 88.13%                 |
| UMHB has prepared me for faith-informed discernment.                                      | 6.92%                        | 11.32%  | 81.76%                 |
| UMHB has prepared me for leadership.  | 5.66%                        | 11.95%  | 82.39%                 |
| UMHB has prepared me for service.   | 3.77%                        | 11.95%  | 84.28%                 |
| UMHB has prepared me for understanding and applying the code of ethics for my profession. | 3.14%                        | 7.55%   | 89.31%                 |

Distribution of Responses



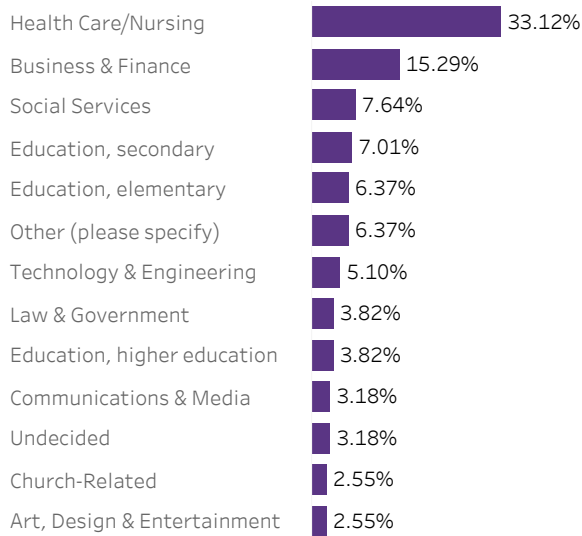
Indicate the ONE activity you consider your PRIMARY plan after graduation:

College  
All



Note that the college filter will not affect the annual base salary or employer information in order to protect individuals in colleges with very few respondents.

What field do you plan to enter?



Employers

- Baylor Scott & White
- Killeen ISD
- Children's Medical Center
- 49 Financial
- Alcon
- Bell County Indigent Health Services
- Belton ISD
- Bluebonnet Trails Community Services
- BNSF Railway
- Calallen ISD
- Central Texas Veterans Hospital
- Charlotte ISD
- CTX Veterans Health Administration
- Dell
- Deluxe
- Department of Veteran Affairs
- Edward Jones
- Florida Hospital Orlando
- Forrest General Hospital
- Goose Creek CISD
- Grand Saline ISD
- Greystar Real Estate Partners
- Hospital
- IDN Acme Inc.
- Ketchum Inc.
- McLane Children's Hospital
- McLane Company
- Mel's Lone Star Lanes
- Metroplex Health System
- n/a
- Patillo, Brown & Hill
- RBO Holdings, Inc
- Rightnow Media
- School district
- St David's Hospital
- St. Davids's Medical Center
- St. Joseph Regional Hospital
- State of Texas
- Temple ISD

Average annual base salary  
n = 56

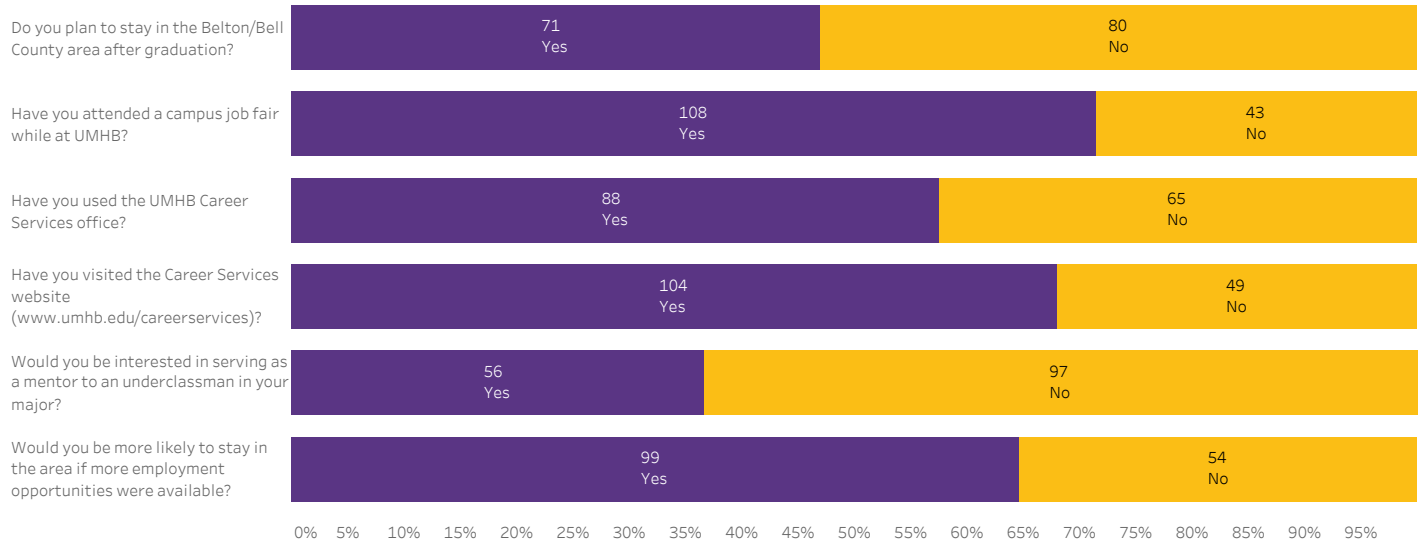
**\$49,020**

Employment Type

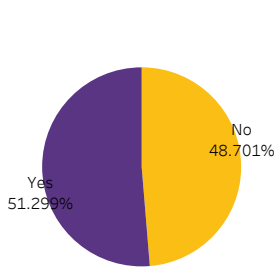
|   | % of Total Responses | n =       |
|---|----------------------|-----------|
| Employed in any other work categories, including as a regular full- or part-time employee of a business or charitable organization. | 66.33%               | 65        |
| Employed in a postgraduate internship or fellowship   | 20.41%               | 20        |
| Employed in a temporary/contract work assignment  | 11.22%               | 11        |
| Employed as an entrepreneur   | 2.04%                | 2         |
| <b>Grand Total</b>  | <b>100.00%</b>       | <b>98</b> |

# Career Services Questions

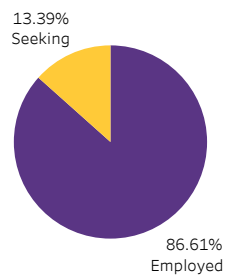
College  
All



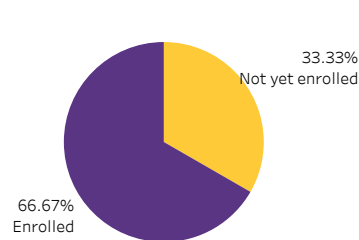
Did you participate in any form of internship, clinical, or supervised teaching while at UMHB?



Employed/Seeking Employment  
College filter will not affect this view.



Enrolled in Graduate School/Not Yet Enrolled  
College filter will not affect this view.



Other career services used

Of the 164 responses in total, this is the number of students who reported using these services.

|                   |    |
|-------------------|----|
| Career Planning   | 35 |
| Cru Connection    | 21 |
| Job Search        | 30 |
| Mock Interview    | 56 |
| Other             | 7  |
| Resume Clinic     | 55 |
| Skills Assessment | 20 |