

December 2020

Graduating Students Survey - Undergraduates

In December 2020, the Institutional Research office surveyed 230 graduating students. Of the 230 students we surveyed, we received 140 responses for a 60.87% response rate.

The workbook tabs contain the following information collected in the survey:

Undergraduate Attitudes: The survey contained seven statements the students ranked on a five-point scale.

Primary Activity & Employment: Students were asked to select their primary goal following graduation. Options included: working full or part-time, going to graduate school, volunteering, and joining the military. Students who selected full or part-time employment as their goal were asked to list the name of their employer and their starting annual base salary.

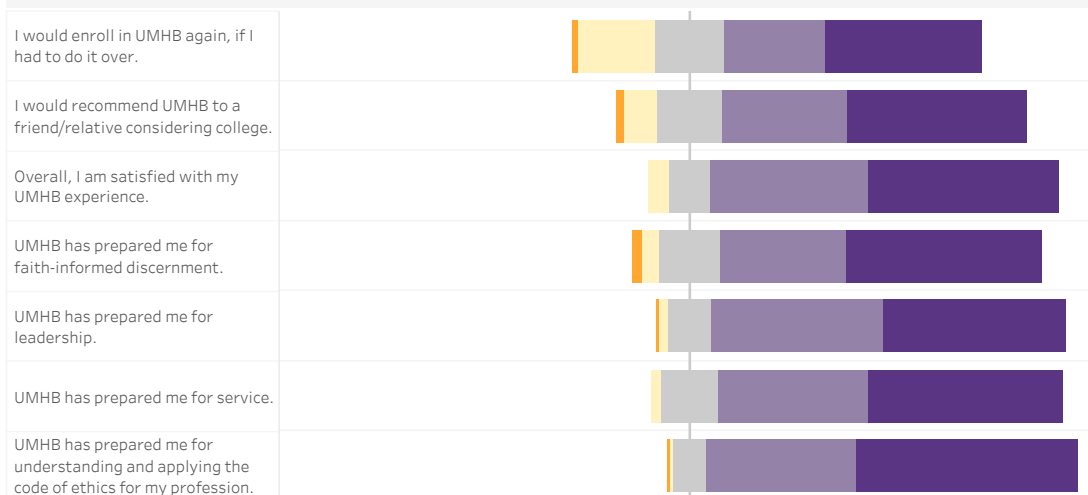
Career Services: Students were asked which of a list of available career services they made use of while at UMHB.

December 2020 Undergraduate Graduating Student Survey
 230 students surveyed. 140 responded for a 60.87% response rate.

College
 All

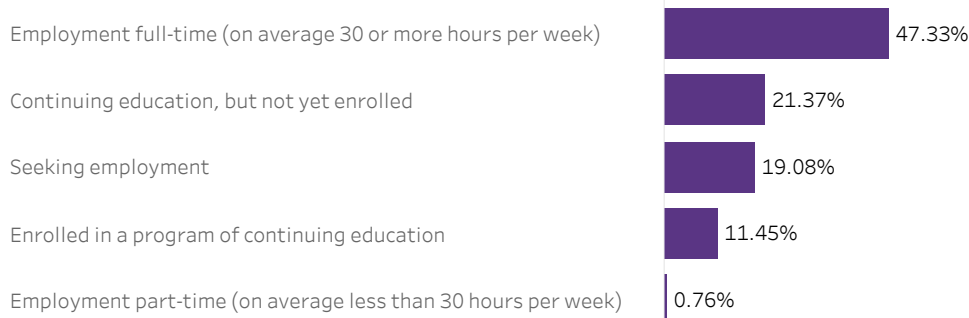
	Disagree & Strongly Disagree	Neutral	Agree & Strongly Agree
I would enroll in UMHB again, if I had to do it over.	20.00%	17.14%	62.86%
I would recommend UMHB to a friend/relative considering college.	10.00%	15.71%	74.29%
Overall, I am satisfied with my UMHB experience.	5.00%	10.00%	85.00%
UMHB has prepared me for faith-informed discernment.	6.43%	15.00%	78.57%
UMHB has prepared me for leadership.	2.88%	10.79%	86.33%
UMHB has prepared me for service.	2.16%	13.67%	84.17%
UMHB has prepared me for understanding and applying the code of ethics for my profession.	1.44%	7.91%	90.65%

Distribution of Responses



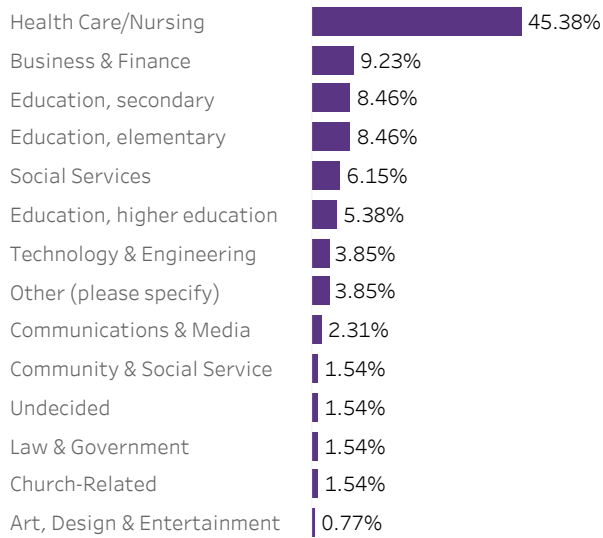
Indicate the ONE activity you consider your PRIMARY plan after graduation:

College
All



Note that the college filter will not affect the annual base salary or employer information in order to protect individuals in colleges with very few respondents.

What field do you plan to enter?



Employers

Baylor Scott & White	10
Killeen ISD	2
Ascension Seton	1
Belton ISD	1
Bubba's 33	1
Centauri Technologies	1
Fredericksburg ISD	1
Hertz	1
Hospital	1
Huntsville Memorial Hospital	1
Independent school district	1
Legacy Business Development	1
Loaves and Fishes	1
McLane Children's Hospital	1
Memorial Hermann	1
Miller's Smokehouse	1
Prime Communicatios	1
Seton Medical Center	1
St David's	1
Temple ISD	1
U.S. Army Operational Test Command	1
Unsure	1
VA Hospital	1
WellSky	1

Average annual base salary

n = 23

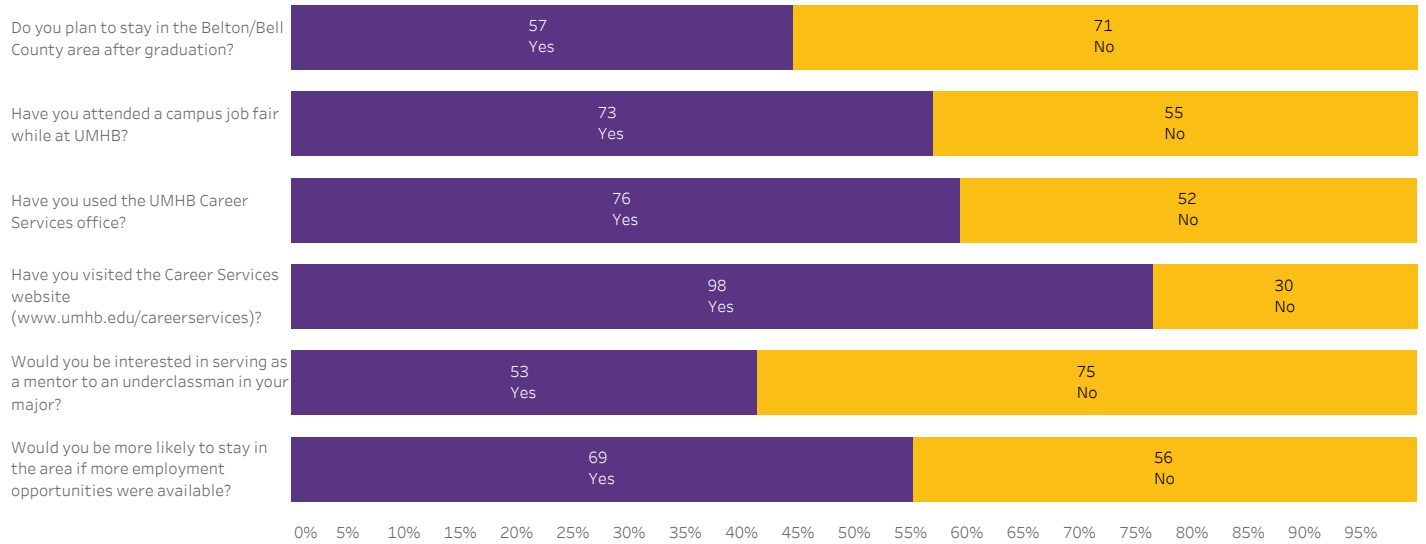
\$50,328

Employment Type

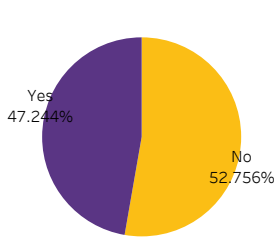
	% of Total Responses	n =
Employed in any other work categories, including as a regular full- or part-time employee of a business or charitable organization.	62.30%	38
Employed in a postgraduate internship or fellowship	22.95%	14
Employed in a temporary/contract work assignment	8.20%	5
Employed as an entrepreneur	6.56%	4
Grand Total	100.00%	61

Career Services Questions

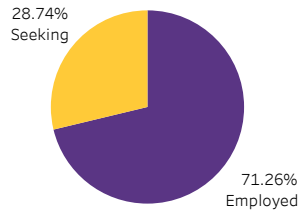
College
All



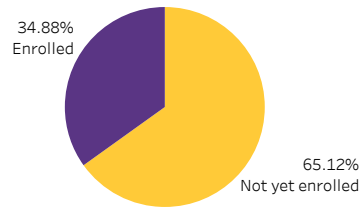
Did you participate in any form of internship, clinical, or supervised teaching while at UMHB?



Employed/Seeking Employment
College filter will not affect this view.



Enrolled in Graduate School/Not Yet Enrolled
College filter will not affect this view.



Other career services used

Of the 140 responses in total, this is the number of students who reported using these services.

Career Planning	18
Handshake	88
Job Search	29
Mock Interview	48
Other	4
Resume Clinic	25
Skills Assessment	25