

May 2021

Graduating Students Survey - Undergraduates

In May 2021, the Institutional Research office surveyed 346 graduating students. Of the 346 students we surveyed, we received 184 responses for a 53.18% response rate.

The workbook tabs contain the following information collected in the survey:

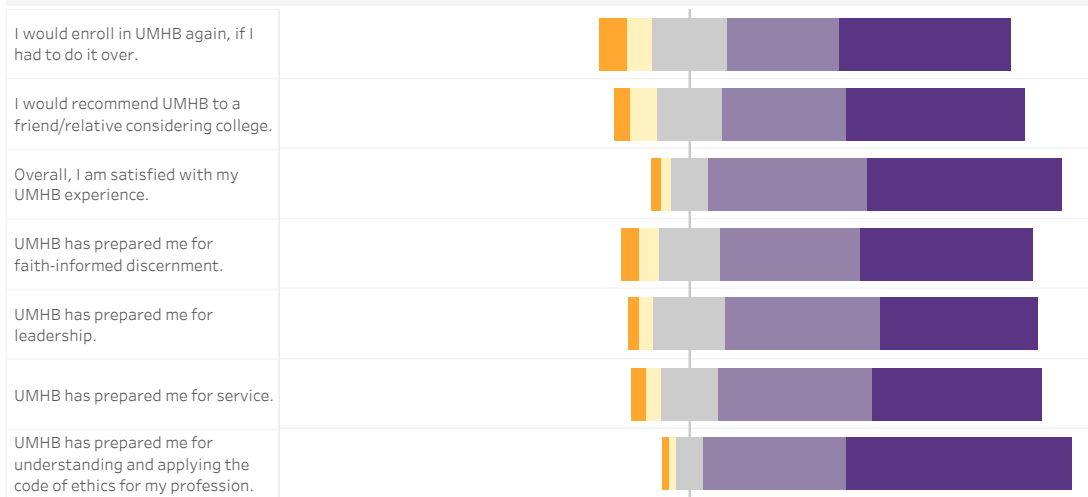
Undergraduate Attitudes: The survey contained seven statements the students ranked on a five-point scale.

Primary Activity & Employment: Students were asked to select their primary goal following graduation. Options included: working full or part-time, going to graduate school, volunteering, and joining the military. Students who selected full or part-time employment as their goal were asked to list the name of their employer and their starting annual base salary.

Career Services: Students were asked which of a list of available career services they made use of while at UMHB.

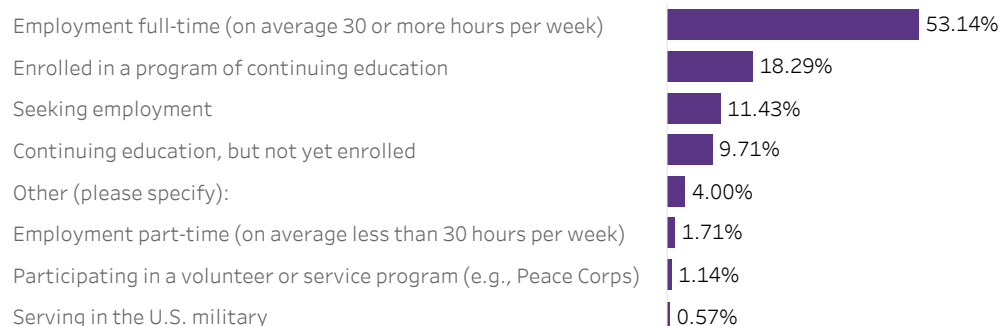
	Disagree & Strongly Disagree	Neutral	Agree & Strongly Agree
I would enroll in UMHB again, if I had to do it over.	12.64%	18.13%	69.23%
I would recommend UMHB to a friend/relative considering college.	10.50%	15.47%	74.03%
Overall, I am satisfied with my UMHB experience.	4.42%	9.39%	86.19%
UMHB has prepared me for faith-informed discernment.	8.84%	14.92%	76.24%
UMHB has prepared me for leadership.	6.08%	17.68%	76.24%
UMHB has prepared me for service.	7.18%	13.81%	79.01%
UMHB has prepared me for understanding and applying the code of ethics for my profession.	3.31%	6.63%	90.06%

Distribution of Responses



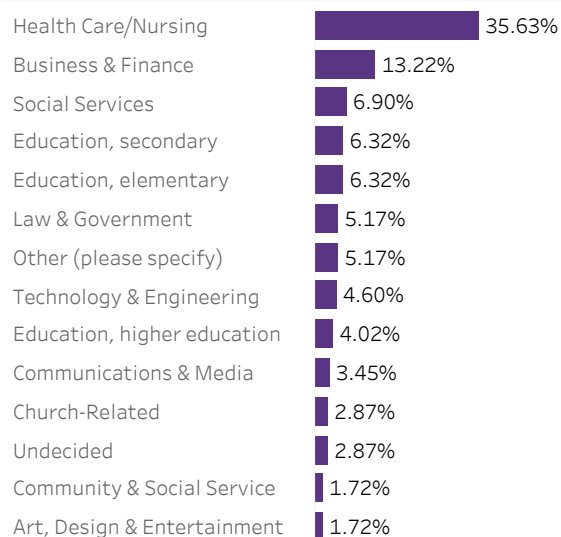
Indicate the ONE activity you consider your PRIMARY plan after graduation:

College
All



Note that the college filter will not affect the annual base salary or employer information in order to protect individuals in colleges with very few respondents.

What field do you plan to enter?



Employers

Baylor Scott & White	6
Belton ISD	3
McLane Company	2
Action Behavior Center	1
Altitude Group	1
Amoco	1
Ascension Providence Hospital	1
aWhere	1
Carvanna	1
central texas behavioral solutions	1
Christus Health	1
Contigo Technology	1
Covenant Health	1
DFPS	1
DISCO	1
Elementary school	1
Equitable	1
Fairway Mortgage Corporation	1
Florence Municipal Court	1
FranFund	1
Have not found a job	1
HighPoint Elementary	1
Hillcrest Baylor Scott and White	1
Hospital	1
Medical City	1
Memorial hermann	1
Ohio State University Wexner Medical Center	1
Patillo, Brown, and Hill	1
Paul Mitchell the School	1
Peet Jr. High School	1
Primerica	1
School Districts	1
ScribeAmerica	1
Seton Medical Center	1
SMHH	1
St. Joseph's	1
Waco ISD	1
Woodville ISD	1
Workforce Solutions	1

Average annual base salary

n = 37

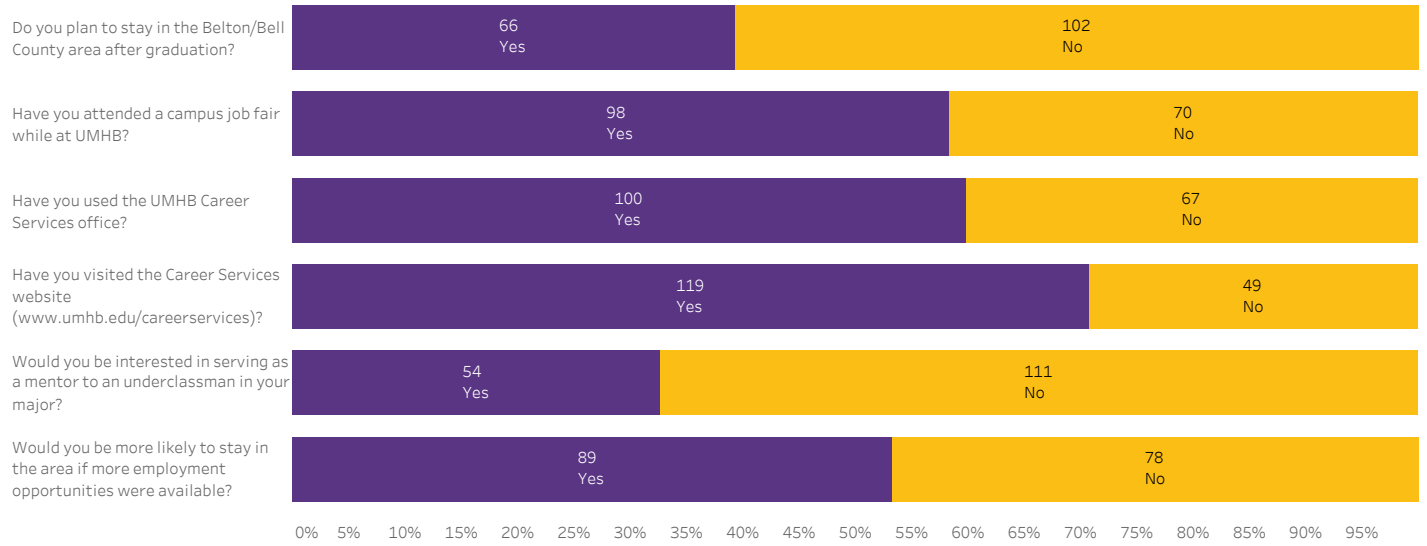
\$45,984

Employment Type

	% of Total Responses	n =
Employed in any other work categories, including as a regular full- or part-time employee of a busi..	61.46%	59
Employed in a postgraduate internship or fellowship	21.88%	21
Employed in a temporary/contract work assignment	8.33%	8
Employed freelance	3.13%	3
Employed as an entrepreneur	5.21%	5
Grand Total	100.00%	96

Career Services Questions

College
All

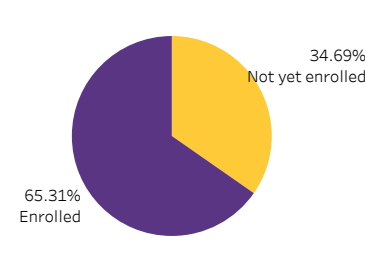
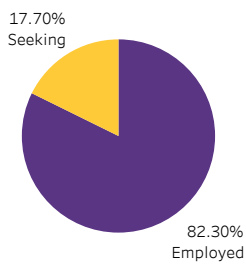
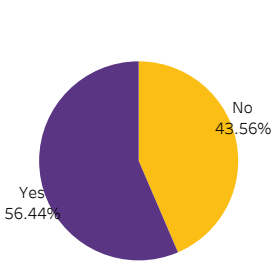


Did you participate in any form of internship, clinical, or supervised teaching while at UMHB?

Employed/Seeking Employment
College filter will not affect this view.

Enrolled in Graduate School/Not Yet Enrolled
College filter will not affect this view.

Other career services used
Of the 193 responses in total, this is the number of students who reported using these services.



Career Planning	31
Handshake	110
Job Search	37
Mock Interview	56
Other	5
Resume Clinic	36
Skills Assessment	21