

December 2013

Graduating Students Survey - Undergraduates

In December 2013, the Institutional Research office surveyed 228 graduating undergraduate students. Of the 228 students surveyed, we received 190 responses for an 83% response rate.

The following tabs summarize the information collected in the survey:

Undergraduate Attitudes: The survey contained statements the students ranked on a four point scale.

Primary Activity and Career Plans: Students were asked to select their primary goal following graduation.

Employment: Students were asked to list the name of their employer and their starting annual base salary.

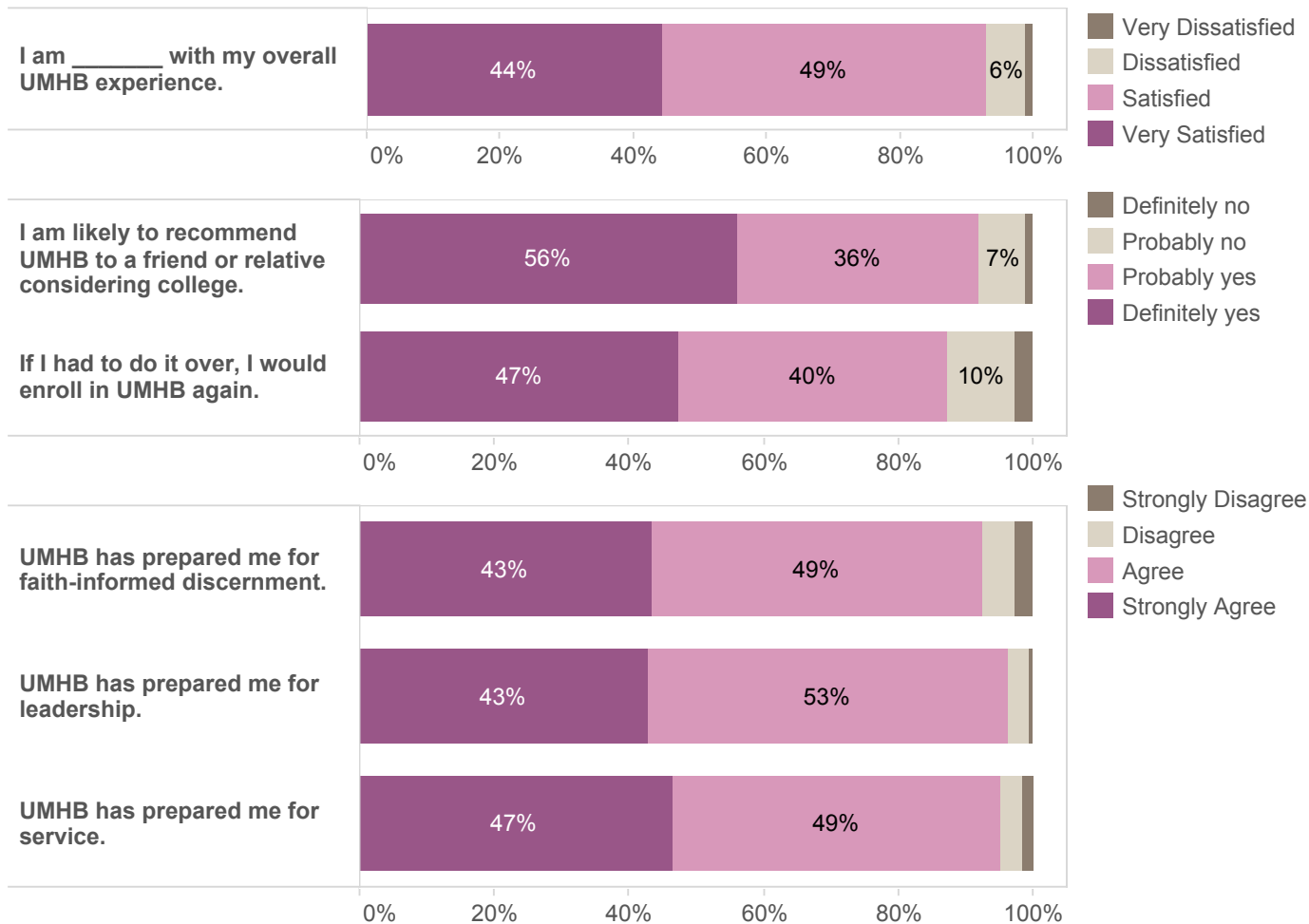
Graduate Schools: Students who have been accepted to graduate school were asked to list the name of the school they'll be attending.

Career Services: Students were asked which of a list of available career services they made use of while at UMHB.

December 2013 Undergraduate Graduating Student Survey

228 students were surveyed, 190 responded for an 83% response rate.

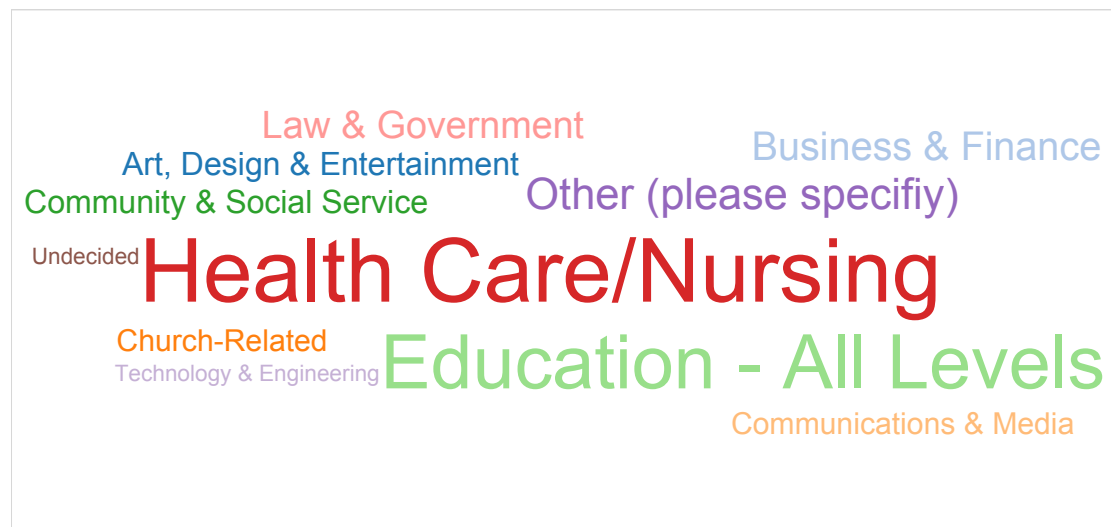
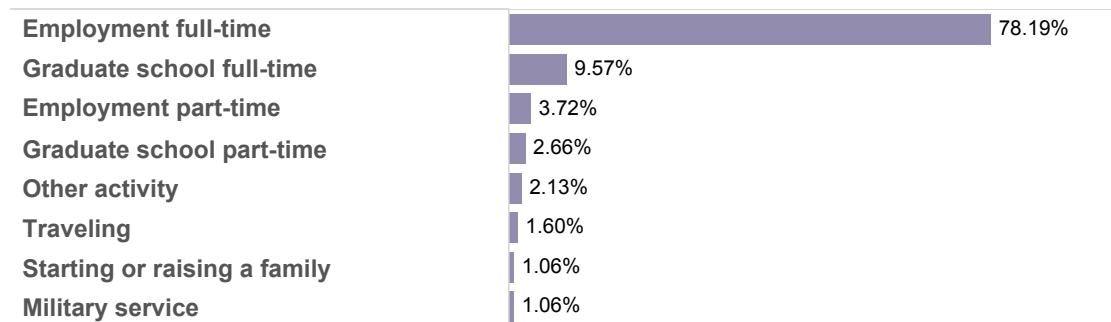
College
(All)



This report was prepared by the Office of Institutional Research on July 1, 2014.

Indicate the ONE activity that you consider your PRIMARY plan after graduation:

College
(All)



What career field do you plan to enter?

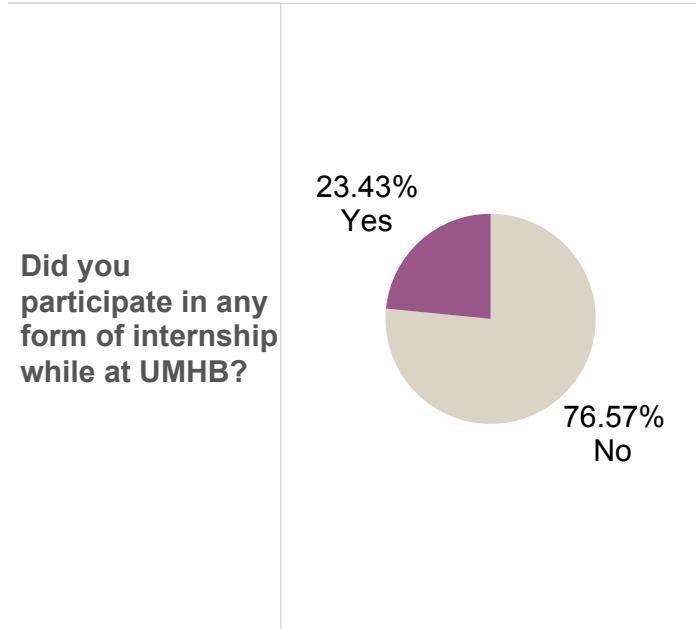
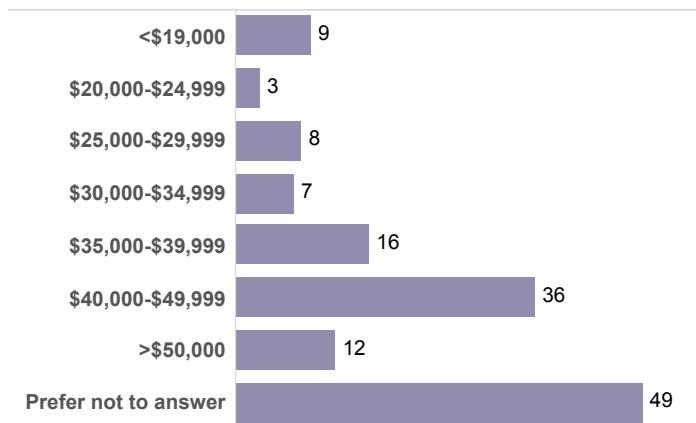
Health Care/Nursing	37.30%
Education, secondary	12.97%
Education, elementary	11.35%
Other (please specify)	7.57%
Business & Finance	6.49%
Law & Government	5.41%
Community & Social Service	3.78%
Art, Design & Entertainment	3.78%
Communications & Media	3.24%
Church-Related	3.24%
Undecided	1.62%
Technology & Engineering	1.62%
Education, higher education	1.62%

This report was prepared by the Office of Institutional Research on July 1, 2014.

Employment by Industry

Health Care	44.23%
Education - All Levels	25.00%
Other	9.62%
Technology	7.69%
Accounting and Financial Services	5.77%
Youth Ministry and Services	3.85%
Church-related	3.85%

Base Salary



Employers

VA Hospital	5
Killeen ISD	5
Scott and White	4
Hillcrest Baptist Medical Center	3
Temple ISD	3
BKD	2
CGI	2
Providence Health Center	2
UT Southwestern	2
AT&T Corporate Store	1
Belton Christian Youth Center	1
Belton ISD	1
Central Texas Youth Service	1
CGI Group	1
College Station ISD	1
Dallas Presbyterian L&D	1
Education Service Center Region 12	1
Evolution Fitness	1
First Central Credit Union	1
Fish Technologies	1
Horace Mann Junior School	1
Immanuel Baptist Church	1
J & M Hill Inc.	1
McLane Company	1
Metroplex hospital	1
Miller Heights Baptist Church	1
Peloton Ridge Country Club	1
Providence Prep School	1
Seton	1
St. David's	1
St. Joseph's Hospital	1
Univ of Missouri Hospital	1
University Health System	1

Graduate Schools

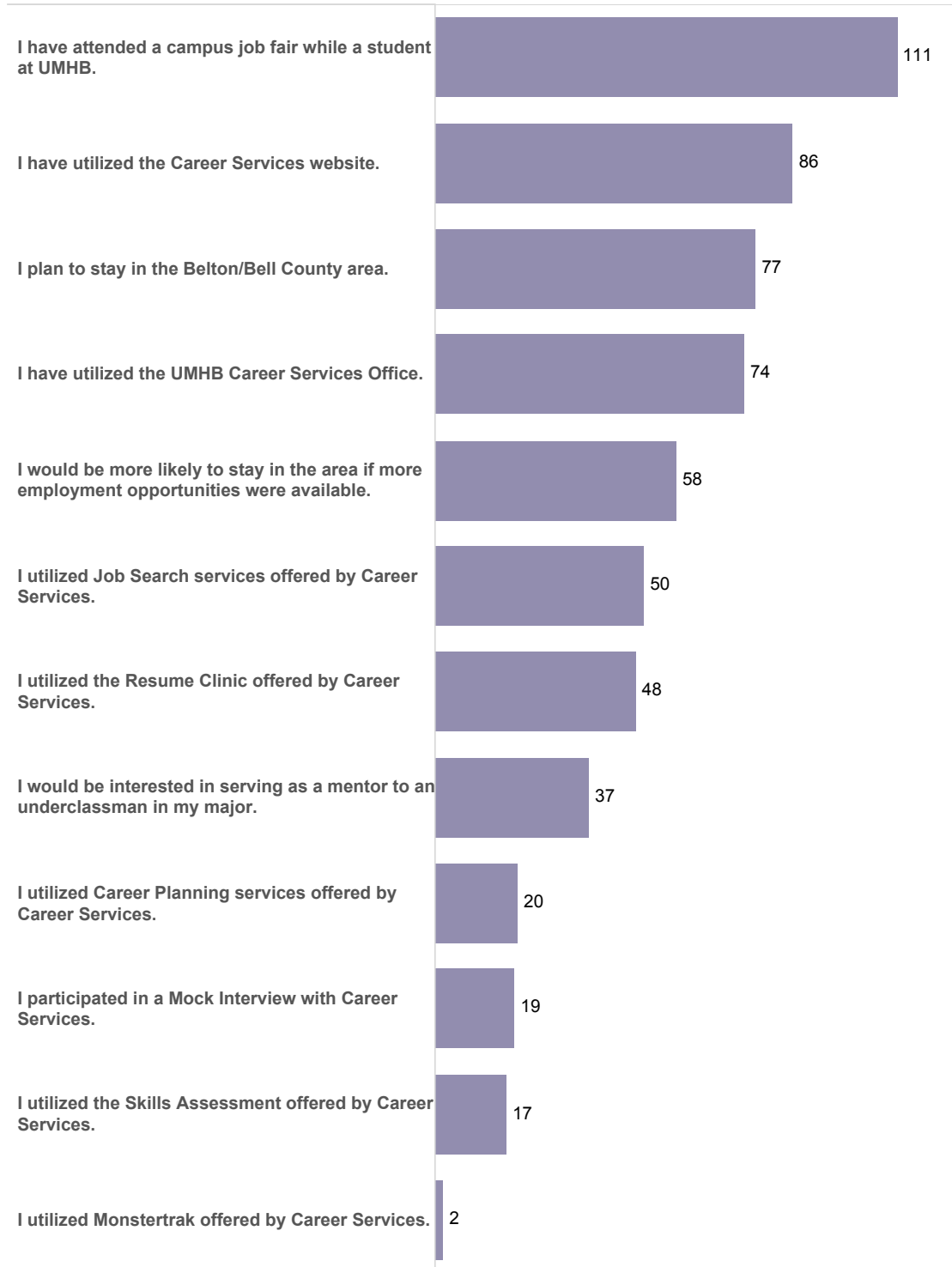
Number of respondents enrolled at each location.

College
(All)

University of Mary Hardin-Baylor	5
Truett Seminary	2
University of Texas Medical Branch	2
Liberty University	1
Texas A&M University- Central Texas	1
University of Houston Clear Lake	1
UT Austin	1

Career Services

College
(All)



This report was prepared by the Office of Institutional Research on July 1, 2014.