

May 2017

Graduating Students Survey - Undergraduates

In May 2017, the Institutional Research office surveyed 318 graduating students. Of the 318 students we surveyed, we received 164 responses for a 51.6% response rate.

The workbook tabs contain the following information collected in the survey:

Undergraduate Attitudes: The survey contained seven statements the students ranked on a five-point scale.

Primary Activity & Employment: Students were asked to select their primary goal following graduation. Options included: working full or part-time, going to graduate school, volunteering, and joining the military. Students who selected full or part-time employment as their goal were asked to list the name of their employer and their starting annual base salary.

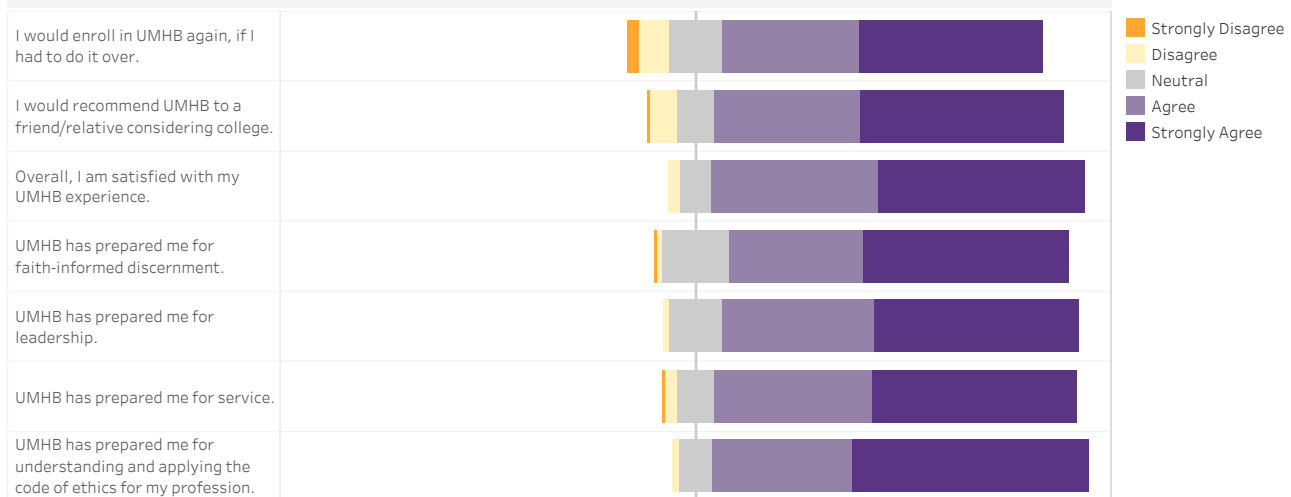
Career Services: Students were asked which of a list of available career services they made use of while at UMHB.

May 2017 Undergraduate Graduating Student Survey
 318 students surveyed. 164 responded for a 51.6% response rate.

College
 All

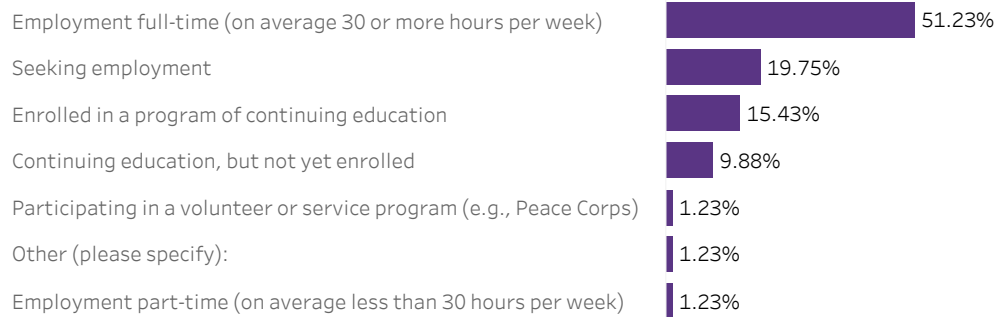
	Disagree & Strongly Disagree	Neutral	Agree & Strongly Agree
I would enroll in UMHB again, if I had to do it over.	10.07%	12.75%	77.18%
I would recommend UMHB to a friend/relative considering college.	6.71%	9.40%	83.89%
Overall, I am satisfied with my UMHB experience.	2.68%	7.38%	89.93%
UMHB has prepared me for faith-informed discernment.	2.01%	16.11%	81.88%
UMHB has prepared me for leadership.	1.35%	12.84%	85.81%
UMHB has prepared me for service.	3.36%	9.40%	87.25%
UMHB has prepared me for understanding and applying the code of ethics for my profession.	1.34%	8.05%	90.60%

Distribution of Responses



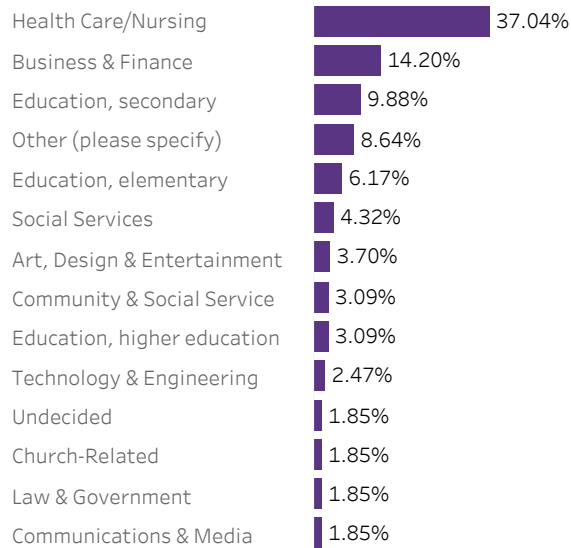
Indicate the ONE activity you consider your PRIMARY plan after graduation:

College
All



Note that the college filter will not affect the annual base salary or employer information in order to protect individuals in colleges with very few respondents.

What field do you plan to enter?



Employers

Baylor Scott & White	18
CGI	3
Killeen ISD	2
Texas Children's Hospital	2
Ascension Health	1
Baptist St. Anthony's Hospital	1
Baylor Scott & White Hillcrest Baptist Medical Cen..	1
BBVA Compass Bank	1
Daltile	1
Dell Technologies	1
Dickson Ranch	1
Immanuel Baptist Church	1
Independent School District	1
Mclane	1
Memorial Hermann	1
Memorial Hospital	1
Northeast Baptist Hospital	1
Portland Theater Company	1
PricewaterhouseCoopers LLP	1
Red Lobster	1
Round Rock Express	1
Seton Health Care	1
Skyline Baptist Church	1
Sulphur Springs ISD	1
Temple ISD	1
Texas Marshals	1
Troy ISD	1
UMHB Alumni Association	1
University of Mary Hardin-Baylor	1
VA Hospital	1
Veteran Affairs Medical Center	1

Average annual base salary

n = 46

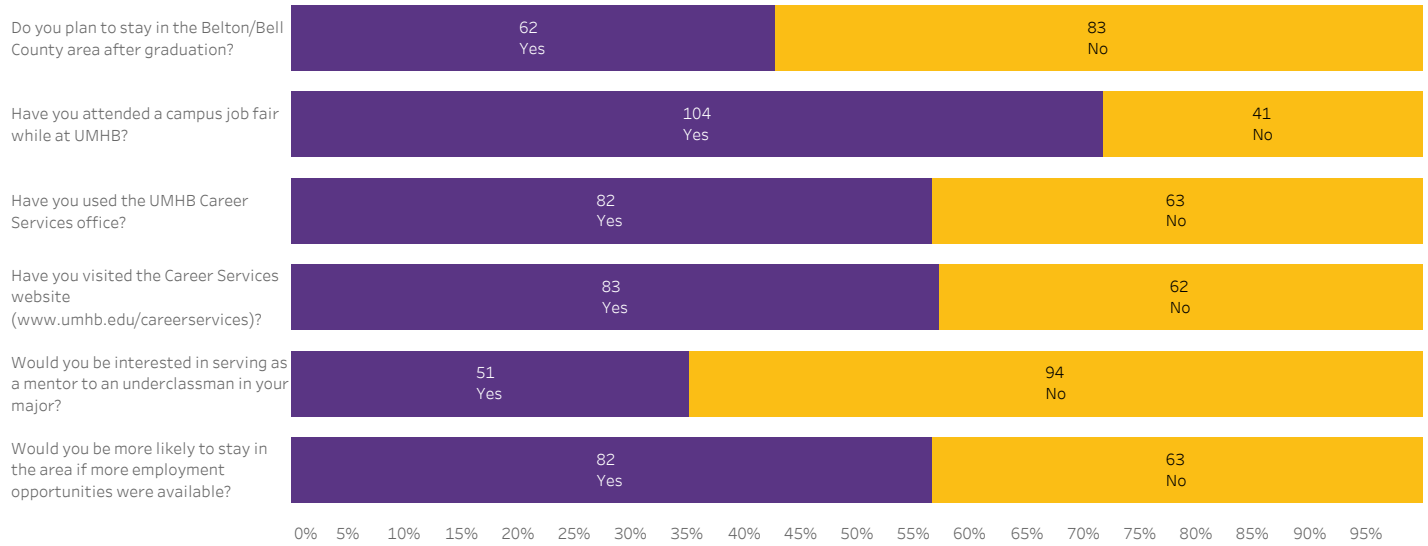
\$44,199

Employment Type

	% of Total Responses	n =
Employed in any other work categories, including as a regular full- or part-time employee of a business or charita..	62.20%	51
Employed in a postgraduate internship or fellowship	26.83%	22
Employed in a temporary/contract work assignment	3.66%	3
Employed freelance	2.44%	2
Employed as an entrepreneur	4.88%	4
Grand Total	100.00%	82

Career Services Questions

College
All

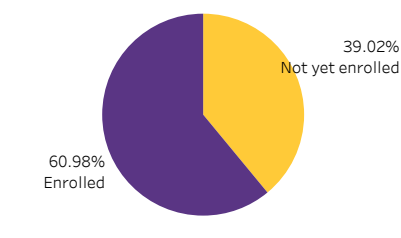
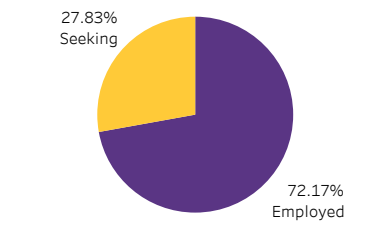
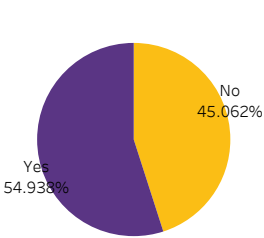


Did you participate in any form of internship, clinical, or supervised teaching while at UMHB?

Employed/Seeking Employment
College filter will not affect this view.

Enrolled in Graduate School/Not Yet Enrolled
College filter will not affect this view.

Other career services used
Of the 164 responses in total, this is the number of students who reported using these services.



Career Service	Count
Career Planning	28
Cru Connection	31
Job Search	48
Mock Interview	30
Other	7
Resume Clinic	48
Skills Assessment	29