

December 2019

Graduating Students Survey - Undergraduates

In December 2019, the Institutional Research office surveyed 219 graduating students. Of the 219 students we surveyed, we received 111 responses for a 50.7% response rate.

The workbook tabs contain the following information collected in the survey:

Undergraduate Attitudes: The survey contained seven statements the students ranked on a five-point scale.

Primary Activity & Employment: Students were asked to select their primary goal following graduation. Options included: working full or part-time, going to graduate school, volunteering, and joining the military. Students who selected full or part-time employment as their goal were asked to list the name of their employer and their starting annual base salary.

Career Services: Students were asked which of a list of available career services they made use of while at UMHB.

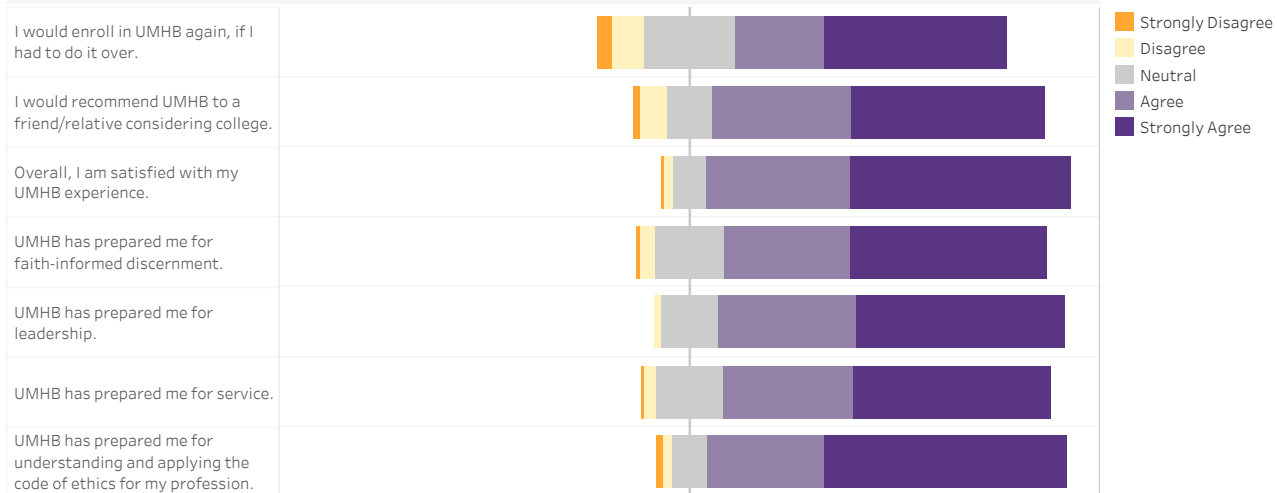
December 2019 Undergraduate Graduating Student Survey

219 students surveyed. 111 responded for a 50.7% response rate.

College
All

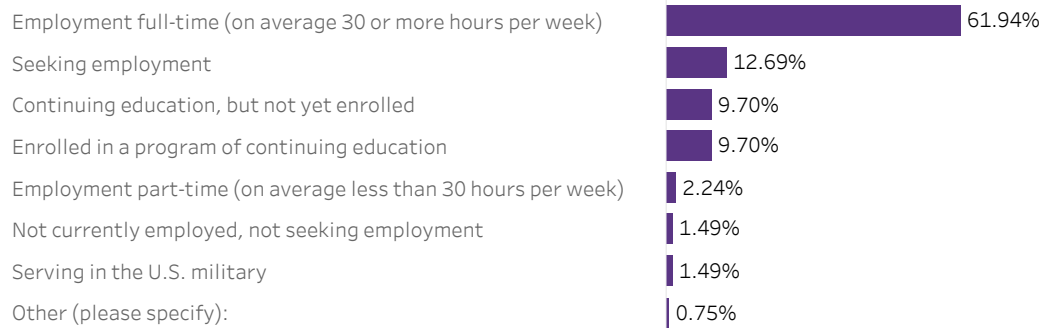
	Disagree & Strongly Disagree	Neutral	Agree & Strongly Agree
I would enroll in UMHB again, if I had to do it over.	11.68%	21.90%	66.42%
I would recommend UMHB to a friend/relative considering college.	7.97%	10.87%	81.16%
Overall, I am satisfied with my UMHB experience.	2.92%	8.03%	89.05%
UMHB has prepared me for faith-informed discernment.	4.38%	16.79%	78.83%
UMHB has prepared me for leadership.	1.47%	13.97%	84.56%
UMHB has prepared me for service.	3.65%	16.06%	80.29%
UMHB has prepared me for understanding and applying the code of ethics for my profession.	3.65%	8.76%	87.59%

Distribution of Responses



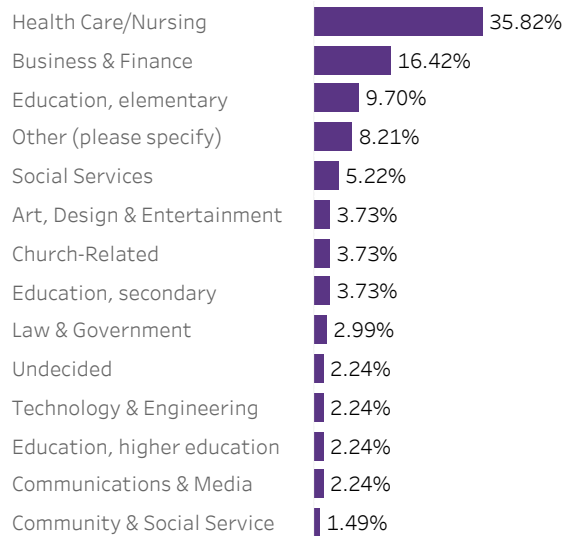
Indicate the ONE activity you consider your PRIMARY plan after graduation:

College
All



Note that the college filter will not affect the annual base salary or employer information in order to protect individuals in colleges with very few respondents.

What field do you plan to enter?



Employers

Baylor Scott and White	7
Belton ISD	3
Seton Medical Center	2
Belton Early Childhood School	1
Allergan	1
Anytime Fitness	1
Ascension	1
Central Texas Veteran Health Care System	1
Clear Creek ISD	1
Come Health	1
Delaware Springs Golf Course	1
Dell Seton Medical Center	1
Designer Shoe Warehouse	1
Dickinson ISD	1
Ernst & Young	1
First Baptist Belton	1
Hill Country Daily Bread Ministries	1
Houston Methodist Hospital	1
MaloneBailey	1
Mary DeAcetis Media	1
McLane Company	1
McLane's Children's Hospital	1
Modern Woodmen of America	1
NA	1
Northwest Houston Medical Center	1
Salado Glassworks	1
Second Baptist Church	1
Shannon Medical Center	1
St David's Hospital	1
Target Hospitality	1
Temple ISD	1
The Encompass Group	1
The Flippen Group	1
VA Hospital	1
Vail Resorts	1
Westphalia ISD	1

Average annual base salary
n = 40

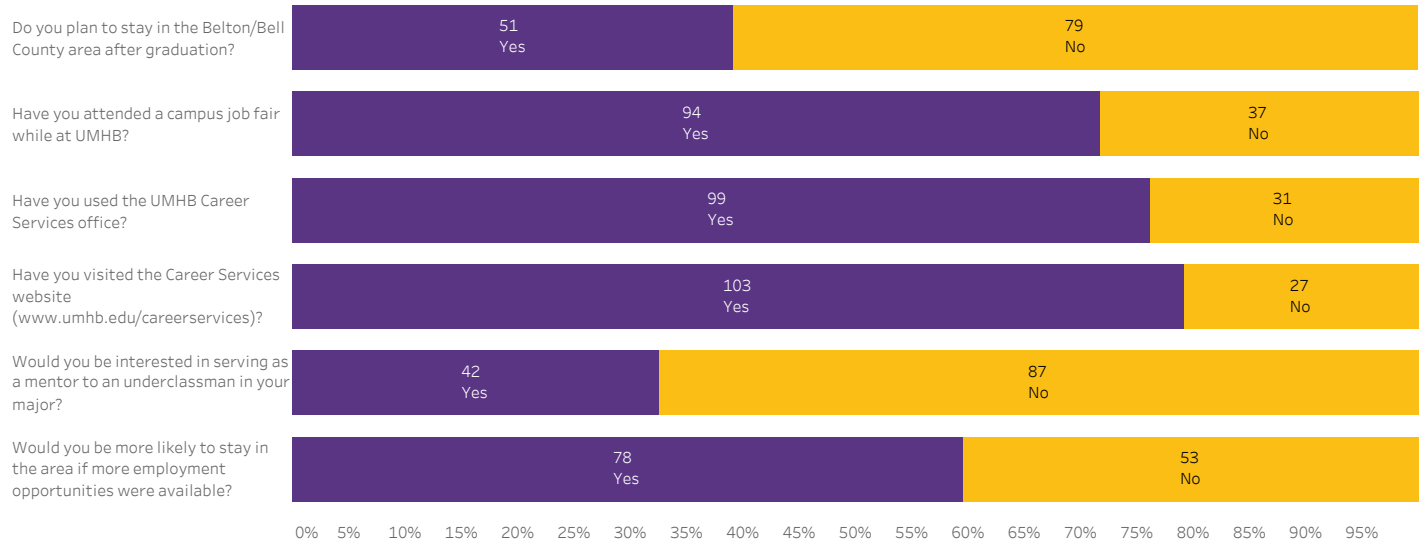
\$47,827

Employment Type

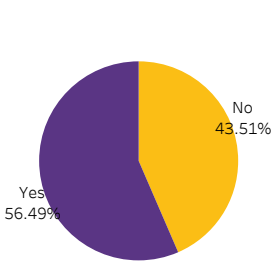
	% of Total Responses	n =
Employed in any other work categories, including as a regular full- or part-time employee of a busi..	64.63%	53
Employed in a postgraduate internship or fellowship	19.51%	16
Employed in a temporary/contract work assignment	9.76%	8
Employed freelance	1.22%	1
Employed as an entrepreneur	4.88%	4
Grand Total	100.00%	82

Career Services Questions

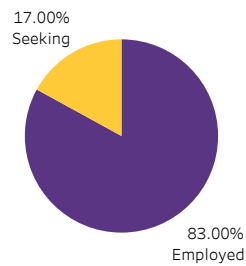
College
All



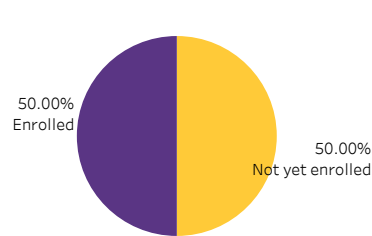
Did you participate in any form of internship, clinical, or supervised teaching while at UMHB?



Employed/Seeking Employment
College filter will not affect this view.



Enrolled in Graduate School/Not Yet Enrolled
College filter will not affect this view.



Other career services used

Of the 111 responses in total, this is the number of students who reported using these services.

Career Planning	27
Cru Connection	10
Job Search	27
Mock Interview	65
Other	6
Resume Clinic	55
Skills Assessment	20