

May 2019

## Graduating Students Survey - Undergraduates

In May 2019, the Institutional Research office surveyed 349 graduating students. Of the 349 students we surveyed, we received 175 responses for a 50% response rate.

The workbook tabs contain the following information collected in the survey:

**Undergraduate Attitudes:** The survey contained seven statements the students ranked on a five-point scale.

**Primary Activity & Employment:** Students were asked to select their primary goal following graduation. Options included: working full or part-time, going to graduate school, volunteering, and joining the military. Students who selected full or part-time employment as their goal were asked to list the name of their employer and their starting annual base salary.

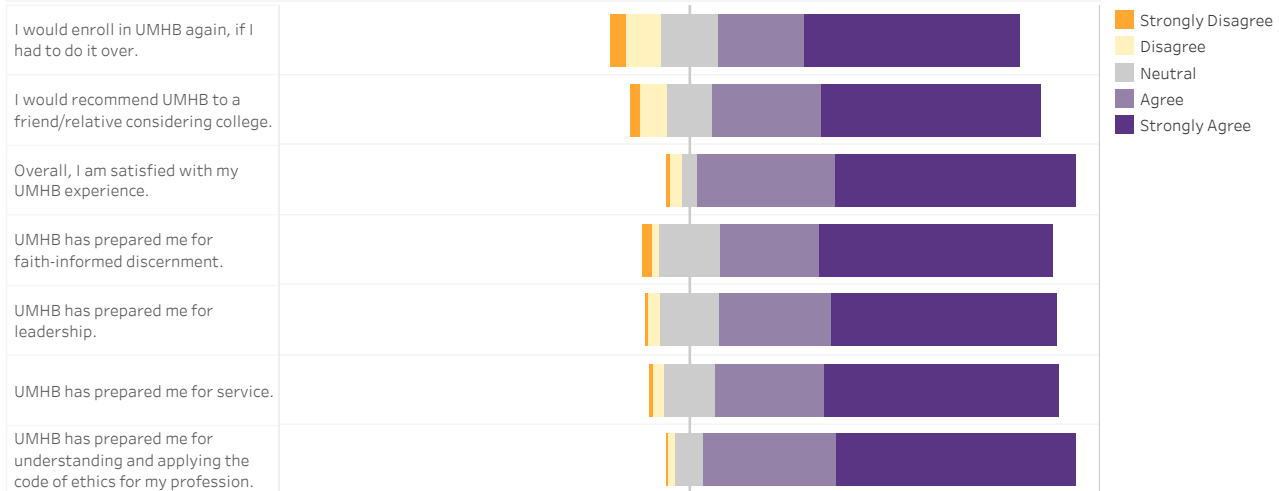
**Career Services:** Students were asked which of a list of available career services they made use of while at UMHB.

May 2019 Undergraduate Graduating Student Survey  
 349 students surveyed. 175 responded for a 50% response rate.

College  
 All

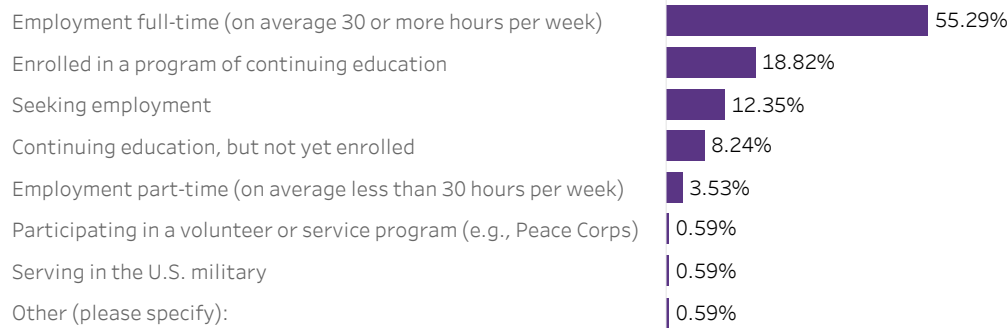
	Disagree & Strongly Disagree	Neutral	Agree & Strongly Agree
I would enroll in UMHB again, if I had to do it over.	12.57%	13.71%	73.71%
I would recommend UMHB to a friend/relative considering college.	8.57%	11.43%	80.00%
Overall, I am satisfied with my UMHB experience.	4.00%	3.43%	92.57%
UMHB has prepared me for faith-informed discernment.	4.00%	14.86%	81.14%
UMHB has prepared me for leadership.	3.43%	14.29%	82.29%
UMHB has prepared me for service.	3.45%	12.64%	83.91%
UMHB has prepared me for understanding and applying the code of ethics for my profession.	2.29%	6.86%	90.86%

Distribution of Responses



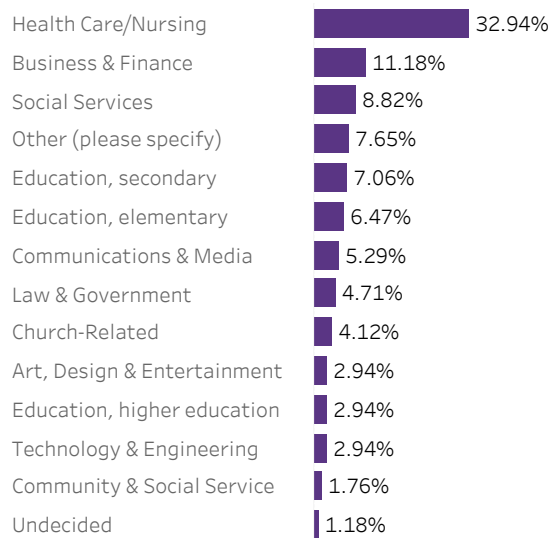
Indicate the ONE activity you consider your PRIMARY plan after graduation:

College  
All



Note that the college filter will not affect the annual base salary or employer information in order to protect individuals in colleges with very few respondents.

What field do you plan to enter?



Employers

Baylor Scott & White	9
Killeen ISD	3
Memorial Hermann	3
Material Transportation Company	2
Seton	2
49 Financial	1
Aba Connect	1
Academy ISD	1
Aspen Dental	1
Central Texas College	1
Central Texas Housing Consortium	1
CFBISD	1
CGI	1
Community Bible Church	1
CTN	1
Department of Family and Protective Services	1
Elevate Life Church	1
Enterprise	1
Expeditors	1
HLCCC	1
Killeen Daily Herald	1
Lake Pointe Church	1
Lucky Ones Coffee	1
McLane Children's Hospital	1
McLane Company	1
Methodist Dallas Medical Center	1
Palmer ISD	1
Philmont Scout Ranch	1
Rapoport Academy	1
Round Rock Express	1
Ryan Smith Home Selling Team	1
Seton - Austin	1
Stryker	1
Temple Independent School District	1
Tenderling Design	1
Texas Parks & Wildlife	1
Waco ISD	1
Walt Disney Company	1
Walt Disney World	1
Whitley Penn LLP	1

Average annual base salary  
n = 41

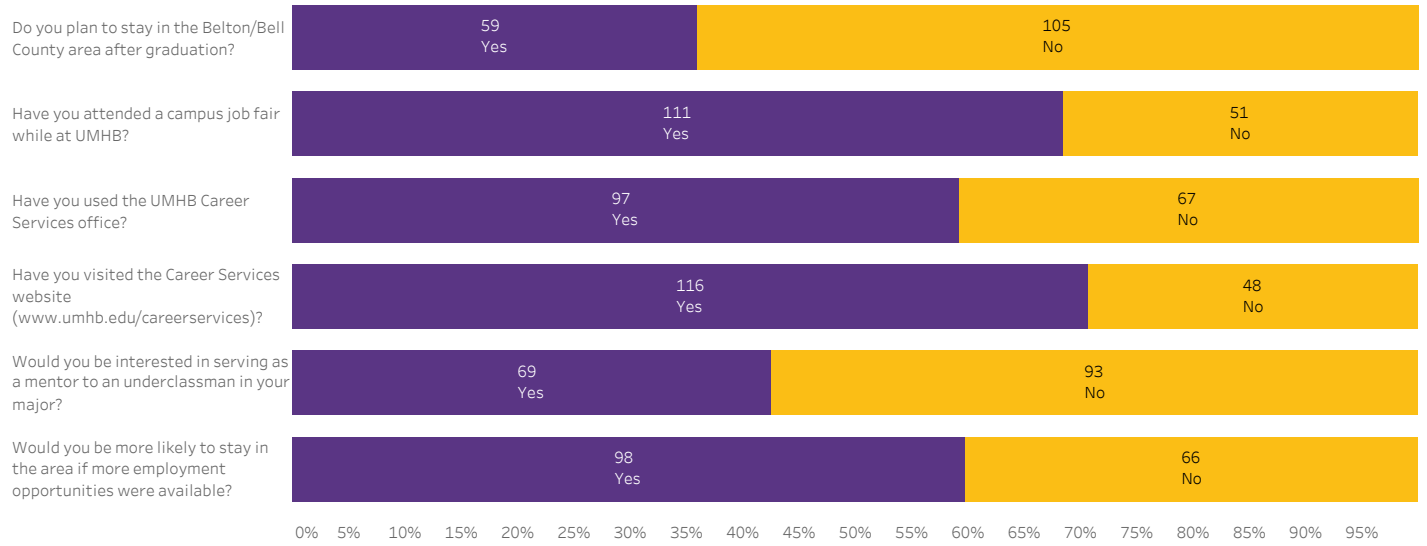
**\$45,727**

Employment Type

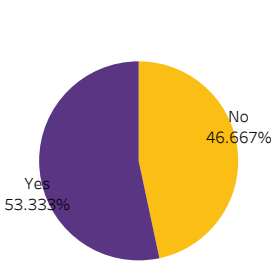
	% of Total Responses	n =
Employed in any other work categories, including as a regular full- or part-time employee of a busi..	61.86%	60
Employed in a postgraduate internship or fellowship	20.62%	20
Employed in a temporary/contract work assignment	12.37%	12
Employed freelance	2.06%	2
Employed as an entrepreneur	3.09%	3
<b>Grand Total</b>	<b>100.00%</b>	<b>97</b>

# Career Services Questions

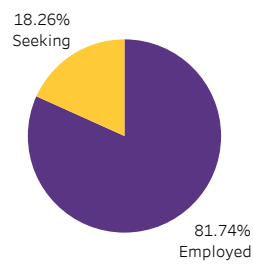
College  
All



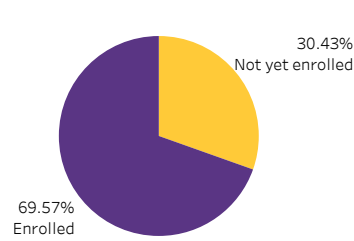
Did you participate in any form of internship, clinical, or supervised teaching while at UMHB?



Employed/Seeking Employment  
College filter will not affect this view.



Enrolled in Graduate School/Not Yet Enrolled  
College filter will not affect this view.



Other career services used

Of the 175 responses in total, this is the number of students who reported using these services.

Career Planning	34
Cru Connection	20
Job Search	39
Mock Interview	36
Other	10
Resume Clinic	58
Skills Assessment	27